



Tweed Valley Hospital

The Tweed Valley Hospital will deliver a new state-of-the-art facility that has more beds and increased healthcare services to meet the current and future needs of the growing Tweed-Byron community. The project is the largest capital health investment funded entirely by the NSW Government in regional NSW history.

The NSW Government is investing \$723.3 million in health for the Tweed-Byron region, which will include:

- Delivery of a new major regional referral hospital to provide the health services required to meet the needs of the growing population of the Tweed-Byron region, in conjunction with the other hospitals and community health centres across the region.
- Master planning for additional health, education, training and research facilities to support these health services, which will be developed with service partners over time.
- Delivery of the supporting infrastructure required for the new hospital, including green outdoor spaces, internal roads and car parking, external road upgrades and connection to utilities such as water and electricity.

The 430-bed Tweed Valley Hospital will have an expanded emergency department with 42 treatment spaces, 12 operating theatres and expanded outpatient services.

It will offer a new interventional cardiology service and a new radiotherapy service as part of integrated cancer care.

Services at Tweed Valley Hospital

Emergency, trauma and critical care

The Emergency Department will provide 24-hour acute care and trauma services for adults and children. The Critical Care Unit will provide quality care for critically ill or injured patients, as well as post-operative intensive care to patients who have had complex surgery.

Medical and surgical care

A broad range of medical and surgical specialties will be provided for adults and children. The Tweed Valley Hospital will be a referral hospital for elective and emergency surgery, and will house a new interventional cardiology service.



Women and newborns

There will be comprehensive maternity and neonatal services, including modern birthing suites and a Special Care Nursery for newborns requiring specialist clinical care.

Cancer care

A new integrated cancer care service will provide medical oncology, haematology, radiotherapy, chemotherapy and an on-site PET-CT suite under one roof, closer to home.

Mental health

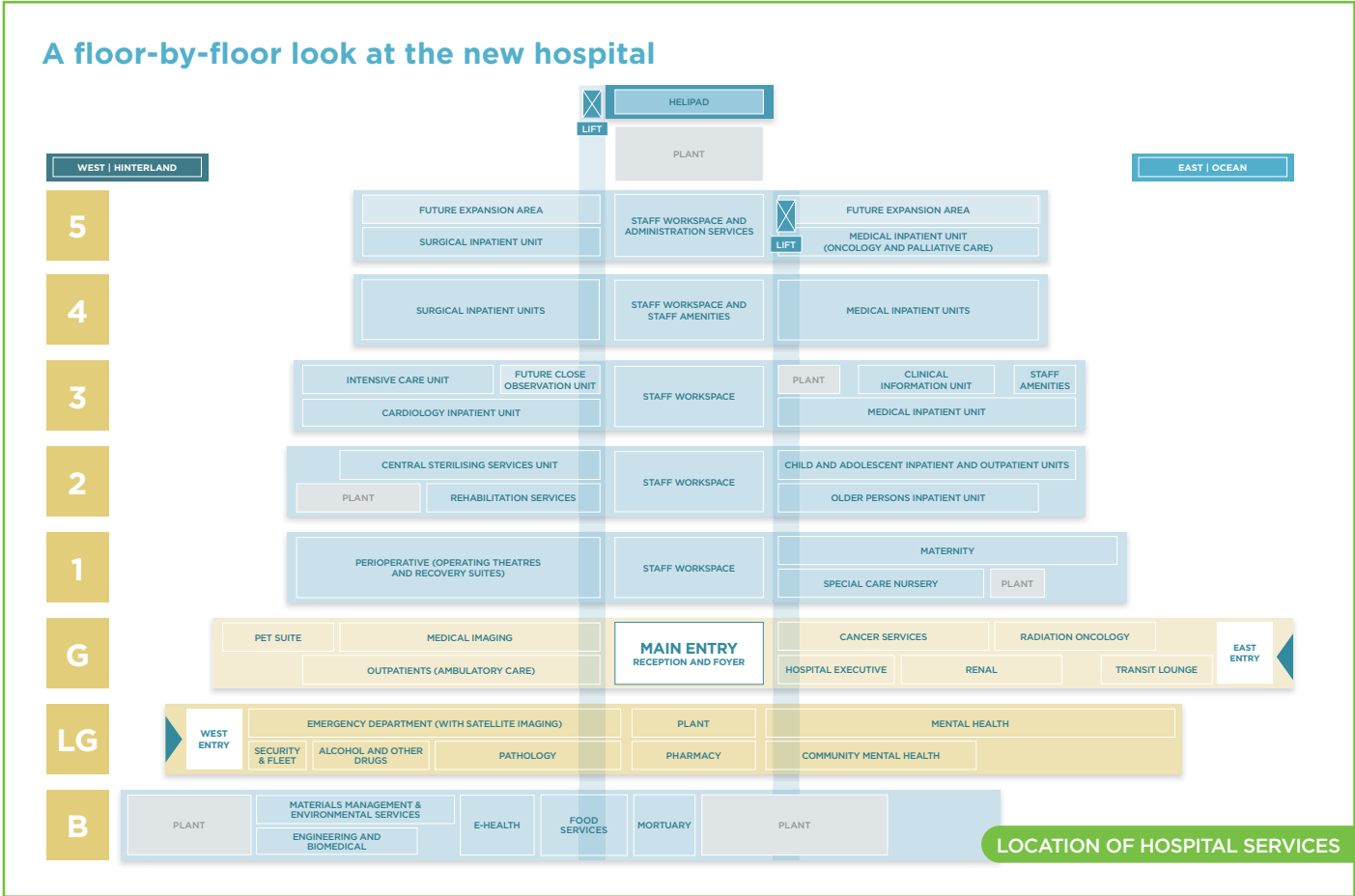
The community will be supported with a broad range of mental health services, including inpatient care, hospital in-reach services and community mental health services.


Tests, x-rays and scans

A comprehensive Medical Imaging service will provide an expanded diagnostic and interventional radiology service, along with a PET-CT suite to support cancer care services. There will be a satellite medical imaging service located in the Emergency Department, and on-site pathology services.

Outpatients and community health

A range of outpatient and community health services will be provided for patients in hospital and in the community. Services will include prevention, diagnosis, treatment and rehabilitation services.





A design that complements nature

The Tweed Valley Hospital sits on a north facing ridge, which maximises access to natural light and panoramic views across a nature reserve and out to the mountains and coast.

The new hospital has been designed to complement the natural shape and slope of the site, and to fit in with the local environment. A tree-lined boulevard welcomes the public from Cudgen Road into the hospital's car parks and drop-off areas.

The main entrance to the hospital leads into a public lobby and through to an outdoor terrace. Expansive views to the nature reserve create a calming and picturesque backdrop.

Pathways, landscaped areas and courtyards connect the lower ground and ground floors of the hospital to car parking areas.

The hospital design complements the natural shape and slope of the site, with the basement and lower ground floors built into the incline of the site.

Function and wellness by design

The Tweed Valley Hospital has been designed in partnership with clinicians, staff and the community to deliver the best clinical outcomes for patients.

The design and orientation of the hospital provides immediate connections not only to the clinical services located side-by-side, but also those located directly above or below.

Dedicated lifts and transit spaces will offer a sense of privacy for patients being moved between different clinical areas, while also providing easy access to clinical and non-clinical support functions.

Hospital service locations

Basement level

The basement houses non-clinical support services such as Engineering, Environmental Services, Materials Management, Food Services and the Mortuary. It has direct access to the service yard, where deliveries will be received.

Lower ground

The Emergency Department is easily accessed through a dedicated entry at the western end of the building, with ambulance bays next to it.

Also located on the lower ground floor are Mental Health Inpatient and Community services, the Short Stay Unit, Drug and Alcohol Service, Pharmacy and Pathology.

Ground

The main entry to the hospital is on the ground floor, which is level with Cudgen Road. There will be a safe drop-off area at the front of the hospital, and a main reception at the entry. The reception area includes a café and retail area, which connects to an outdoor terrace.

Services including Outpatients (Ambulatory Care), Medical Imaging, Cancer Care and Renal are located on the ground floor.

The transit lounge will also be located on the ground floor, with short-stay parking and dedicated access via the Eastern entry.

Level one

Level one will house the maternity birthing suites and rooms, as well as the Special Care Nursery. It will also have the perioperative suite, which includes 12 operating theatres.

Level two

Inpatient units for Child and Adolescent, Rehabilitation and Geriatric Evaluation and Management (GEM) will be located on level two, alongside the Central Sterilising Service Unit (CSSU) which services the perioperative suite on the level below.

Level three

Located on level three will be the Critical Care Unit, one of the medical inpatient units and the Clinical Information Unit.

Level four

Two medical inpatient units and two surgical inpatient units will be located on level four, with patient bedrooms placed to take in the expansive views.

Level five

Medical and surgical inpatient units, including Palliative Care, will be located on level five. There is an opportunity to add an additional two inpatient units if needed in the future.

Plant and helipad

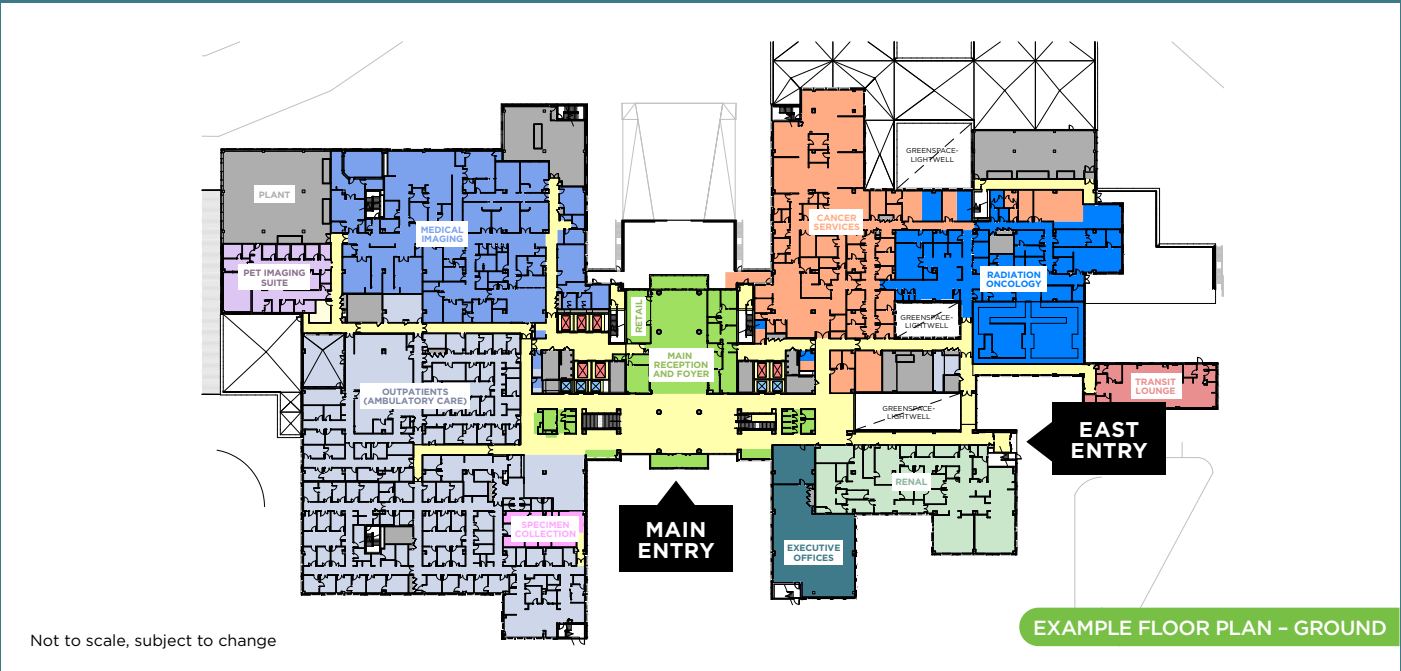
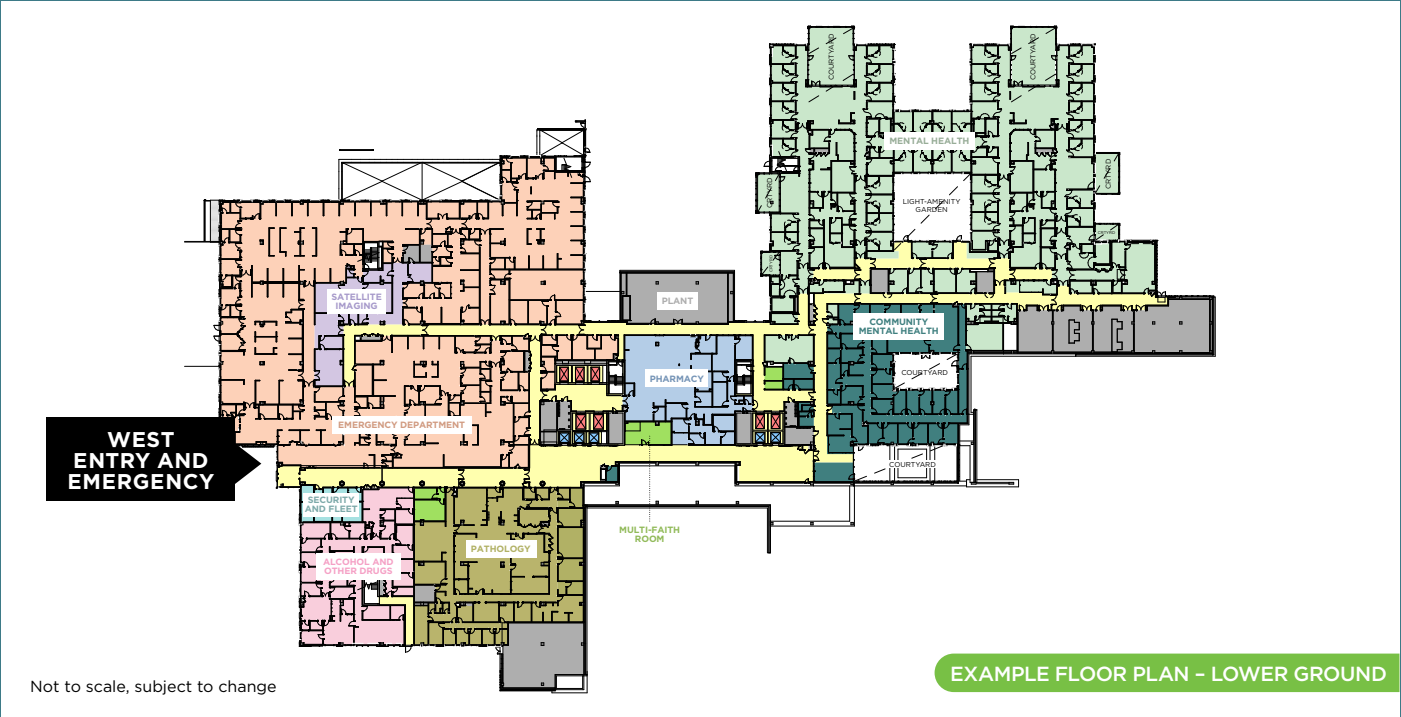
The Plant to run the hospital facilities and systems will be located on top of level five. The rooftop helipad sits above the Plant and will be accessed via a dedicated lift, connected to clinical floors via a ‘hot lift’.

Health Hub

A range of clinical and non-clinical services will be provided from colocated buildings on the hospital site, collectively called the ‘Health Hub’. Aboriginal Health Services, Oral Health and the HIV and Related Programs service (HARP) will be located in the Clinical Health Hub. The second building will be a dedicated Learning, Development and Research (LDR) facility, offering simulation and skills rooms, immersive learning and research spaces, computer lab training and an auditorium.

The hospital campus will have an embedded learning, development and research facility that will support educational opportunities for staff.

It will also provide a contemporary working environment to help attract and retain a skilled workforce.



A connected landscape

The Tweed Valley Hospital is located in the centre of the 19.4-hectare site, with parking to the east and west. The hospital building is positioned to take in the surrounding views of the adjacent nature reserve, the mountains and coast.

A number of flat grassy areas will surround the hospital buildings, along with landscaped gardens and walkways. Seating will be provided throughout the landscaped areas, allowing patients, staff and visitors to relax in the outdoors.

Pedestrian pathways will connect visitors from public transport zones and car parks into the hospital building. Once inside, the hospital's café and retail area lead out onto an outdoor terrace, providing al fresco dining.

Courtyards and outdoor spaces are located throughout the hospital building. They are designed to let in natural light and provide a variety of tranquil outdoor settings.

Culture and the Arts

The integration of an arts and culture program into the design and delivery of health services improves health outcomes and benefits patients, visitors and staff.

The new Tweed Valley Hospital will be a welcoming place for our Aboriginal and Torres Strait Islander community, with a dedicated gathering area in the main hospital building and an outdoor meeting space near the Emergency Department entry to support Sorry Business.

The Aboriginal Health Service will be located in the Health Hub, and will have a designated drop off area and short-term parking.

Additionally, an outdoor space that reflects the South Sea Islander history of the Cudgen hospital site will be created for all hospital users to enjoy.

The Arts in Health program supports health services to connect with their local community by integrating all forms of art into the interior, exterior and landscape design of hospitals.

The local Aboriginal language
will be included on hospital signage,
to create a welcoming place
and sense of belonging for members
of our Aboriginal and
Torres Strait Islander community.

An Arts Working Group with representatives from the community, the Aboriginal and Torres Strait Islander Community Working Group and the Local Health District are collaborating to embed arts into the hospital design, ensuring that our new hospital reflects local community values and celebrates local artists.

A sustainable development

The Tweed Valley Hospital will be an environmentally responsible development and will achieve the equivalent of a 4-star Greenstar rating.

A number of energy efficient features included in the design of the hospital will see:

- A large solar energy system will be installed across the hospital campus, offsetting up to 25 per cent of the electricity needs of the main building
- Water and resource consumption efficiency, through the installation of energy and water efficient equipment, fittings, fixtures and appliances
- A 400kL tank will be installed to collect rainwater, for irrigation of the gardens and landscapes and to supplement the water required for the cooling tower
- Electrical services with efficient lighting, lighting control and energy metering
- Improved indoor environmental quality, with the design maximising access to natural light and internal courtyards
- Waste reduction
- Lower operating costs for energy, water, waste and maintenance
- Extended life through inherent flexibility and 'future-proofing'.

A long-term outlook

The Tweed Valley Hospital will provide the health services required to meet the needs of the growing population of the Tweed-Byron region beyond 2032.

In addition, the master plan for the Tweed Valley Hospital site identifies an expansion and renewal plan, to meet the longer-term health needs of the region.

The master plan also identifies opportunities for complementary activities such as education, training, accommodation and research facilities to be collocated on the hospital site, to support the delivery of health services.



Getting to the hospital

The new Tweed Valley Hospital is centrally located within the Tweed-Byron region at 771 Cudgen Road, Cudgen.

Located close to the motorway and adjacent to Tweed Coast Road, more than 70 per cent of residents of the Tweed Local Government Area will live within 30 minutes' drive from the new hospital.

Staff, patients and visitors will have access to over 1,200 on-site car parking spaces at the new hospital when it opens to patients in 2023. This includes a multi-deck car park, an at-grade car park, mobility spaces and short-term parking facilities. There is long-term capacity for up to 1,500 car spaces on the Tweed Valley Hospital site.

The Tweed Valley Hospital is located on an existing public transport route and discussions with local public transport providers are underway to ensure adequate services. Bus stops will be located on both sides of Cudgen Road, directly adjacent to the hospital, with a pedestrian crossing to be installed at the new traffic lights.

The hospital will also connect and build on established pedestrian and cycle routes in the area. It will provide bicycle parking and end-of-trip facilities in the multi-deck car park.

A Transport Access Guide will be developed in consultation with Council, transport agencies and service providers.

Vehicle and pedestrian access

Pedestrian pathways will connect from public transport zones and car parks into the hospital building and out into the landscaped areas.

Patients and visitors will access the hospital via the main entry point from Cudgen Road, which connects to the drop-off zone at the entrance to the hospital, the multi-deck car park adjacent to the western entry and the on-grade car park adjacent to the east entry.

A service ring road connects the site from the east to the west, providing a separate traffic flow for emergency service vehicles, deliveries and staff.