

Vibration Monitoring Assessment Report (March 2022)

Tweed Valley Hospital Project, Cudgen NSW

Prepared for: Lendlease Building Pty Ltd

A101021.0286.00 | VIB32.Rev0 | Date: 19/04/2022



ADE
CONSULTING
GROUP

Document Information

Report Title: Vibration Monitoring Assessment Report

Prepared for: Lendlease Building Pty Ltd

Project Address: 771 Cudgen Road, Cudgen NSW

File Reference: A101021.0286.00

Report Reference: VIB32.Rev0

Date: 19/04/2022

Document Control

Version	Date	Author	Revision description	Reviewer
RevA	14/04/2022	[REDACTED]	Internal review	[REDACTED]
Rev0	19/04/2022	[REDACTED]	Final for issue to client	[REDACTED]

For and on behalf of

ADE Consulting Group Pty Ltd

Prepared & Issued by:

[REDACTED]

[REDACTED]
Environmental Consultant
B. Sci. (Env.)

Reviewed by:

[REDACTED]

[REDACTED]
Operations Manager
B. Sci. (Phys. Geo.)

CONTENTS

1	Introduction	8
1.1	Project Background	8
1.2	Scope of Work	9
1.3	Whole Report	9
1.4	Previous Report	9
1.5	Monitoring Locations	9
1.6	Limits for Vibration	9
1.7	Monitoring Frequency	11
1.8	Survey Instrumentation and Methodology	11
1.9	Missing Data	11
2	Results	12
3	Discussion	15
4	Conclusion	15
5	References	16
	Appendix I – Aerial Photograph	17
	Appendix II – Monitoring Locations	18
	Appendix III – ADE Site Visit Summary	22

Executive Summary

ADE Consulting Pty Ltd (ADE) has been commissioned by Lendlease Building Pty Ltd (Lendlease) to undertake construction vibration monitoring during the construction of the Tweed Valley Hospital Project (the 'Site'), located in the Northern Rivers Region of New South Wales (NSW). The site is bounded by Tweed Coast Road to the West, Cudgen Road to the South and Turnock Street to the East. Environmental monitoring and auditing during construction is a requirement of the project under the Development Consent SSD-10353.

The vibration assessment consisted of the real time data observation and discussion to achieve the following:

- Compliance with regulatory requirements and standards for vibration management;
- Avoid excessive vibration generation through site planning and the adoption of appropriate work methods and practices; and
- Prevent or minimise to the greatest extent, the impact of construction vibration on neighbours and to establish and maintain positive relationships with project stakeholders.

This report details the outcome of the real time vibration assessment conducted by ADE Consulting Group Pty Ltd throughout the month of **March 2022**.

Results from vibration monitoring undertaken during the monitoring period [March 2022] indicated no exceedance of DIN 4150 (Line 2) threshold used to assess the effects of short-term vibration on structures.

Works were only conducted between 6am and 6pm, Monday – Friday for the month of **March 2022** and only data within this range should be considered.

Definitions

Vibration:	The mechanical oscillations occurring about an equilibrium point. The oscillations may be periodic such as the motion of a pendulum or random. Vibration is most commonly expressed in terms of displacement, velocity, acceleration and frequency, all of which are related.
Displacement:	The change in position of an object, is a vector quantity (Stress indicator).
Velocity:	The rate of change of displacement, is a vector quantity (Fatigue indicator).
Acceleration:	The rate of change of velocity, is a vector quantity. (Indicator of force).
Frequency:	The number of times a periodic function or vibration occurs or repeats itself in a specified time, often 1 second – cycles per second. Frequency is measured in Hertz.
Hertz (Hz):	The unit of frequency or pitch of a sound. One hertz equals one cycle per second.
Peak Particle Velocity (PPV):	Assessment of short-term vibration – the PPV is the square root of the sum of each vector (axis) squared, and is the metric used in evaluation of the transient of a vibration waveform which could cause damage to a structure. Measured in millimetres per second (mm/s). Velocity generally refers to the rate of change in the position of a sine wave
Root Mean Square (RMS):	The RMS value of a set of numbers is the square root of the average of their squares. Best used when assessing building damage.
Peak:	The peak is the maximum amplitude during a measurement period.
Peak to Peak (P-P):	The peak to peak (P-P) is the difference between the maximum positive and maximum negative amplitudes of a waveform.
Logarithmic Scale:	Comparing frequency with large amplitude differences can be accomplished using a logarithmic scale. Critical vibration components usually occur at low amplitudes compared to the rotational frequency vibration. These components are not revealed on a linear amplitude scale because low

amplitudes are compressed at the bottom of the scale. But a logarithmic scale shows prominent vibration components equally well at any amplitude.

Zero Crossing Frequency:	Determining the apparent dominant frequency of a given sample can be achieved by using the Zero Crossing Frequency.
Primary Waves (P Waves):	Alternating compressions ('pushes') and dilations ('pulls') in the same direction as the wave is propagating. P waves are the first arriving energy, smaller and higher frequency than S waves.
Secondary Waves (S Waves):	Alternating transverse motions perpendicular to the direction of propagation. Slower than P waves.
Rayleigh Waves (R Waves):	Motion is both in the direction of propagation and perpendicular (in a vertical plane). R waves are also dispersive, and amplitudes decrease with depth.
Accelerometer:	A vibration sensor whose electrical output is directly proportional to the acceleration component of the vibration. The two most common accelerometer types are the traditional charge type and the IEPE, integrated electronic piezoelectric type with a built-in line-drive amplifier to enable the output signal to be transmitted over 'longer cable runs.
Filter:	A device for separating components of a signal on the basis of their frequency. It allows components in one or more frequency bands to pass relatively unattenuated, and it attenuates components in other frequency bands. Modifies the frequency spectrum of a signal usually while it is in electrical form.
Short-term vibration	Vibration which does not occur often enough to cause structural fatigue, and which does not produce resonance in the structure being evaluated.
Long-term vibration	All types of vibration not covered by the definition of 'short-term' vibration.
Impulsive Vibration:	Rapid build-up to a peak followed by a damped decay that may or may not involve several cycles of vibration. It can also consist of a sudden application of several cycles at approximately the same amplitude, providing that the duration is short (typically <2 seconds). Impulsive vibration (no more than 3 occurrences) in an assessment period is assessed on the basis of weighted rms acceleration, and peak particle velocity.
Continuous Vibration:	Continuous vibration continues uninterrupted for a defined period (usually throughout daytime and/or night-time). This type of vibration is assessed on the basis of weighted rms acceleration.

Intermittent Vibration:

Defined as interrupted periods of continuous (e.g., a drill) or repeated periods of impulsive vibration (e.g., a pile driver), or continuous vibration that varies significantly in magnitude. It may originate from impulse sources (e.g., pile drivers and forging presses) or repetitive sources (e.g. pavement breakers), or sources which operate intermittently, but which would produce Continuous vibration if operated continuously (for example, intermittent machinery, railway trains and traffic passing by). This type of vibration is assessed on the basis of vibration dose value.

1 Introduction

1.1 Project Background

ADE was commissioned by Lendlease to assess the levels of vibration during the construction of the levels of vibration during the construction of the Site. At the time of vibration monitoring, Lendlease is continuing superstructure works on site which includes the construction of columns and suspended slabs. CD Civil has begun works on Cudgen Road which includes construction of permanent footpaths, road construction and widening. All three (3) monitors have been relocated to the southern side of Cudgen Road to ensure the road constructions works are compliant with the Tweed Valley Hospital Management Plan – Noise and Vibration.

The vibration assessment consisted of the real time data observation and discussion to achieve the following:

- Compliance with regulatory requirements and standards for vibration management;
- Avoid excessive vibration generation through site planning and the adoption of appropriate work methods and practices; and
- Prevent or minimise to the greatest extent, the impact of construction vibration on neighbours and to establish and maintain positive relationships with project stakeholders.

An overview of the project specific information is provided in Error! Reference source not found.below.

Table 1. Project Specific Information.

Site Details	
Client Name:	Lendlease
ADE Project Number:	A101021.0286.00
Site Address:	771 Cudgen Road, Cudgen NSW
Date of Report:	19/04/2022
Development Consent	SSD-10353, Health Administration Corporation. Authorized by the Minister for Planning and Public Spaces on 9 March 2020. Consent approved on 12 June 2020.
Objectives:	<ul style="list-style-type: none"> • Comply with DIN 4150-3:2016 guidelines and conditions C18 - C20 of the SSD-10353 consent; • Manage potential vibration impacts from construction activities which have the potential to affect the nearby buildings (Kingscliff TAFE and residential properties); • To minimise the generation of vibration which could affect the neighbours of the Site, workers on the Site, associated buildings, and other members of the public; and • Establish and maintain good relationships with the neighbours and wider community.
Key Legislation:	<p>Protection of the Environment Operations Act 1997 (NSW) (POEO Act).</p> <p>The POEO Act is a key piece of environmental protection legislation and regulates activities via:</p> <ul style="list-style-type: none"> • Environmental protection licensing, as per schedule 1; • Regulation of scheduled and non-scheduled activities; • Environmental protection offences and penalties; and • Establishment of a general duty of care to notify environment harm.

1.2 Scope of Work

The scope of work included the following:

- Completion of a Safety, Health & Environment Work Method Statement prior to undertaking any works;
- Real time continuous monitoring of vibrations in three (3) locations along the Southern boundary of Cudgen Road; and
- Preparation of a Vibration Monitoring Assessment Report outlining the Site data, conclusions and recommendations.

1.3 Whole Report

No one section or part of a section of this report should be taken as giving an overall idea of this report. Each section must be read in conjunction with the entire report, including its appendices and attachments.

1.4 Previous Report

Refer to the previous report (A101021.0286.00 / VIB30 / Rev1) for details from earlier monitoring periods.

1.5 Monitoring Locations

On 11 January 2022 monitor 001 was moved to location 006, monitor 002 was moved to location 005 and monitor 003 was moved to location 004 (refer to *Appendix I – Aerial Photograph*). The monitors were relocated due to scheduled road upgrade works, being undertaken by CD Civil along Cudgen Road. The monitoring locations were moved to the boundary of the nearest sensitive receivers to ensure the roadworks are compliant with the Tweed Valley Hospital Management Plan – Noise and Vibration.

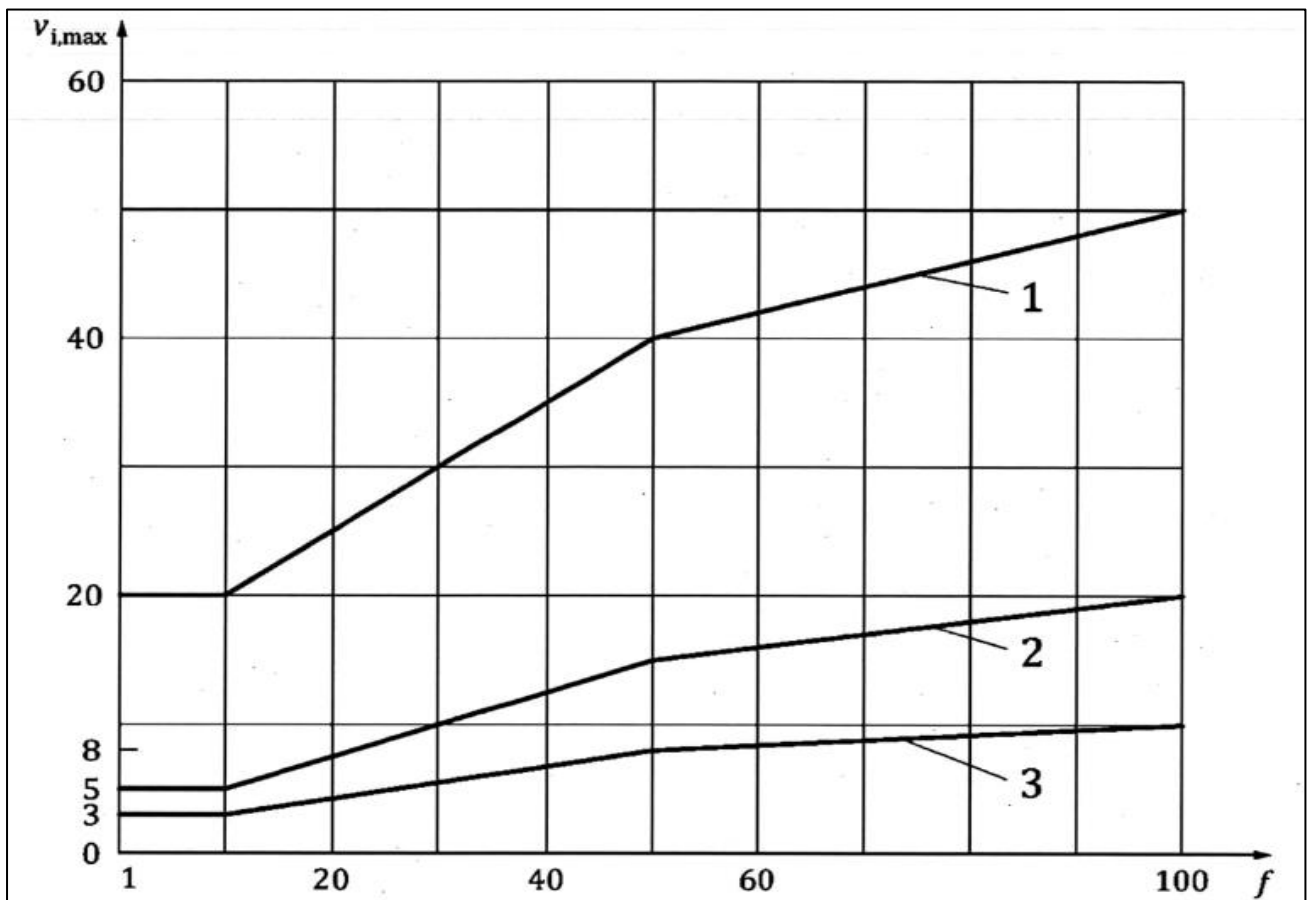
Vibrations were recorded at the above locations during the preparation and construction works of the Tweed Valley Hospital Project.

1.6 Limits for Vibration

The Peak Vibration Velocity (PVV) limits for the duration of work have been adopted from *Vibrations in buildings Part 3: Effects on structures DIN4150-3 February 2016*. Lines 1 and 2 in Table 2 on the following page apply to the surrounding structures of the Tweed Valley Hospital project, including the Kingscliff TAFE and nearby residences. A visual representation of Table 2 is also shown below in Graph 1 on the following page.

Table 2. Guideline Values for Vibration Velocity (Evaluating Effects of Short-Term Vibration on Structures).

Line	Type of Structure	Peak Vibration Velocity, mm/s				
		At foundation at a frequency of			Highest floor, horizontal direction	Floor Slabs, vertical direction
		1 to 10 Hz	10 to 50 Hz	50 to 100 Hz	All Frequencies	All Frequencies
1	Buildings used for commercial purposes, industrial buildings and buildings of similar design	20	20 to 40	40 to 50	40	20
2	Dwellings and buildings of similar design and/or occupancy	5	5 to 15	15 to 20	15	20
3	Structures that, because of their particular sensitivity to vibration, cannot be classified under lines 1 and 2 and are of great intrinsic value (e.g., listed buildings under preservation order)	3	3 to 8	8 to 10	8	20



Graph 1. Graph of lines 1, 2 and 3 as per Table 2.

1.7 Monitoring Frequency

The vibration monitors were operational 24 hours a day, throughout the month of **March 2022**. Works were only conducted between 6am and 6pm, Monday – Friday for the month of **March 2022** and only data within this range has been considered.

1.8 Survey Instrumentation and Methodology

The vibration measurements were recorded using Profound Vibra+ vibration monitors. These vibration monitors are enclosed in a tough case which is placed on the ground and covered with a tarp to aid in keeping temperatures below 60°C, to ensure continuous monitoring. The accelerometer is placed firmly against the soil surface and covered with a sandbag to minimise external interference. The monitors are positioned along Cudgen Road.

1.9 Missing Data

Nil for this period.

2 Results

The results of the **total velocity** in mm/s from the monitoring performed for **March 2022** are summarised in Figures 1 – 5 (Section 2). If the vibration criteria specified in Section 1.6 are exceeded additional mitigation measures may be necessary.

Data measured at location 004 is presented below in **Figures 1 and 2**. The top graph represents data recorded on a hire logger from 03.03.2022 – 29.03.2022 while the ADE logger was sent for calibration. The ADE logger was reinstalled on site on 29.02.2022 and the results from 01.03.2022 – 03.03.2022 and from 29.03.2022 – 31.03.2022 can be seen in the bottom graph.

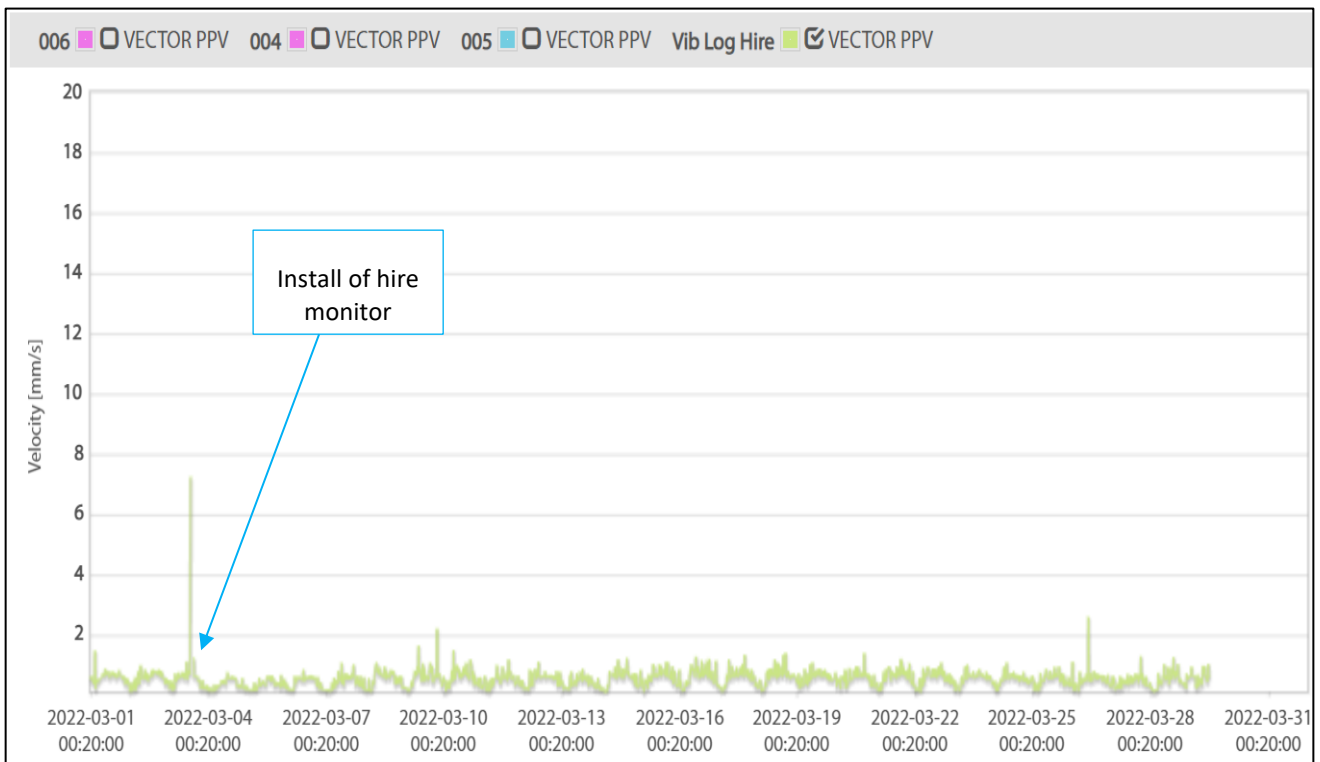


Figure 1. Vibration data at location 004 | TAFE West | 3 – 29 March 2022

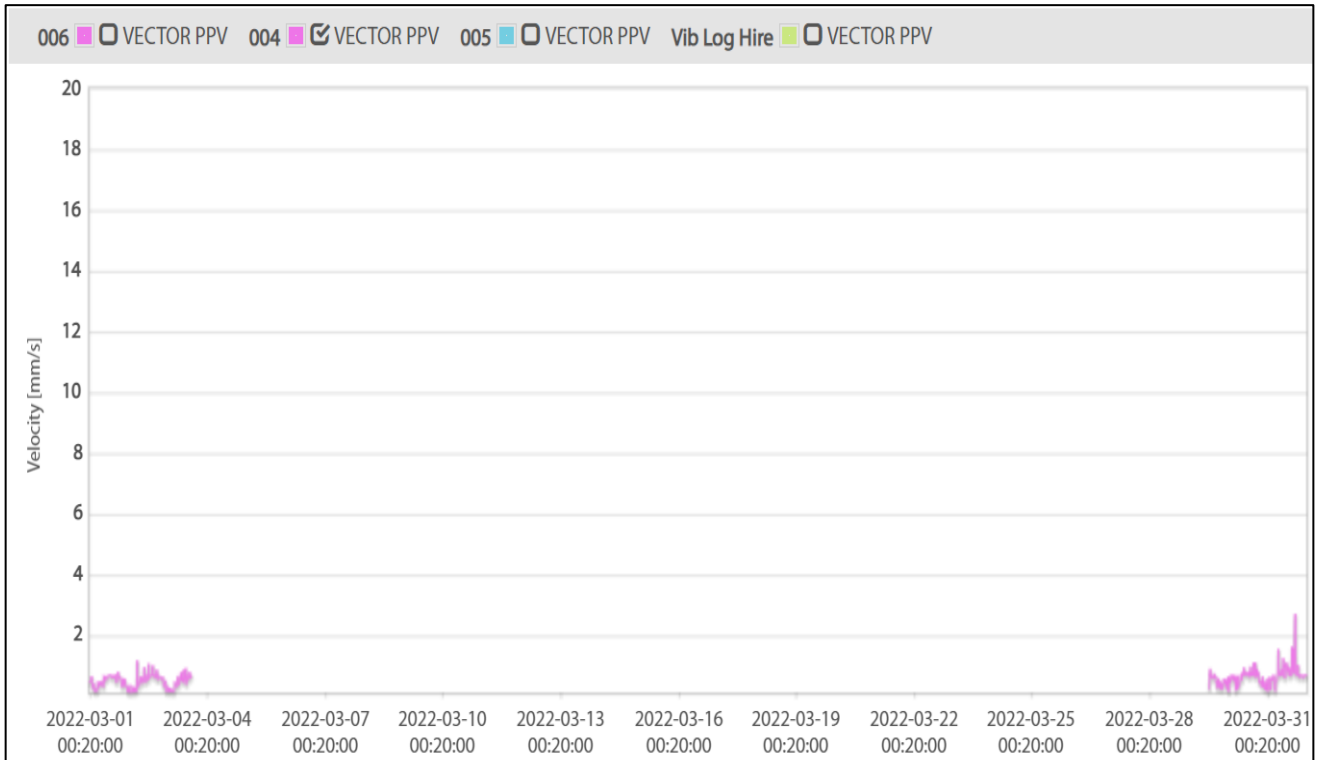


Figure 2. Vibration data at location 004 | TAFE West | 1 – 3 March 2022 & 29 – 31 March 2022

Data measured at location 005 is presented below in **Figure 3**.

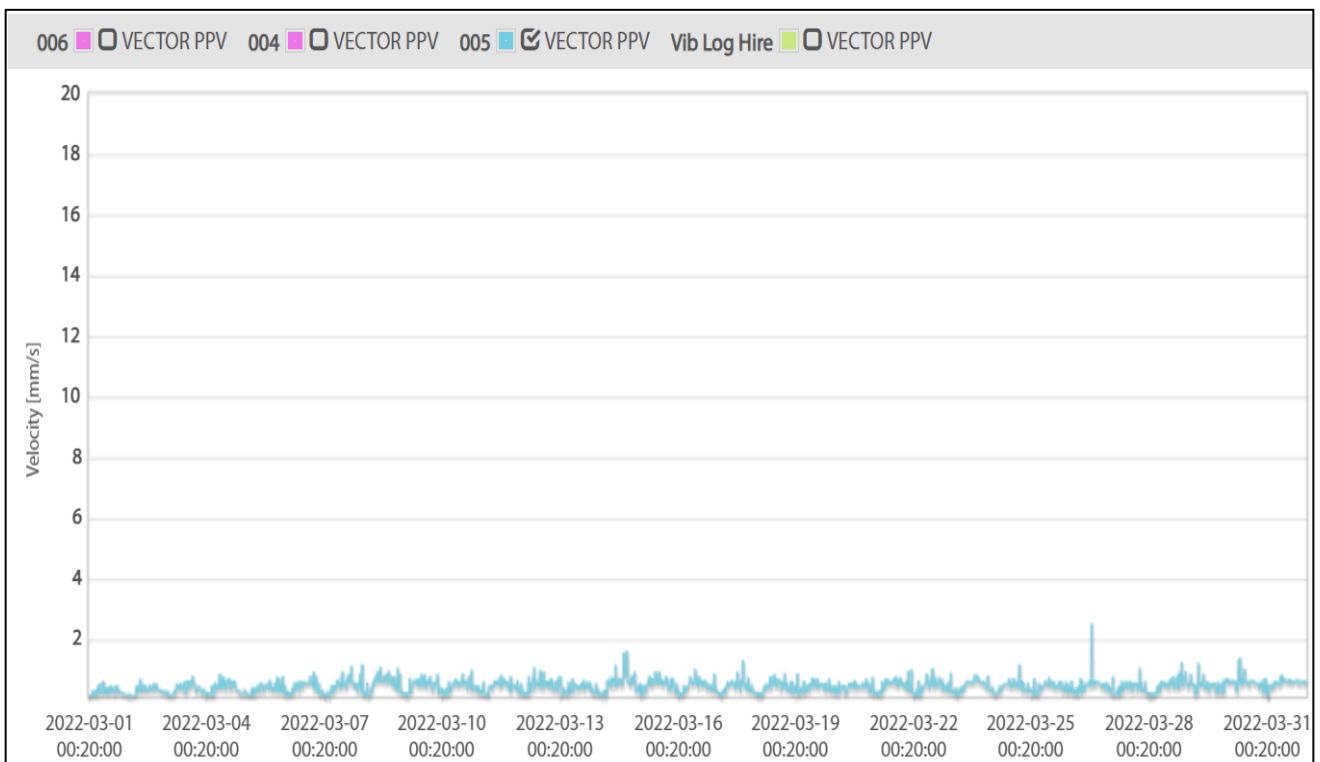


Figure 3. Vibration data at location 005 | TAFE West | 1 – 31 March 2022

Data measured at location 006 is presented below in **Figures 4 and 5**. The top graph represents data recorded on the hire Logger from 01.03.2022 – 03.03.2022. The hire logger was installed at location 006 on 15.02.2022 and the ADE Logger was reinstalled onsite on 03.02.2022. The results from 03.03.2022 – 31.03.2022 can be seen in the bottom graph.

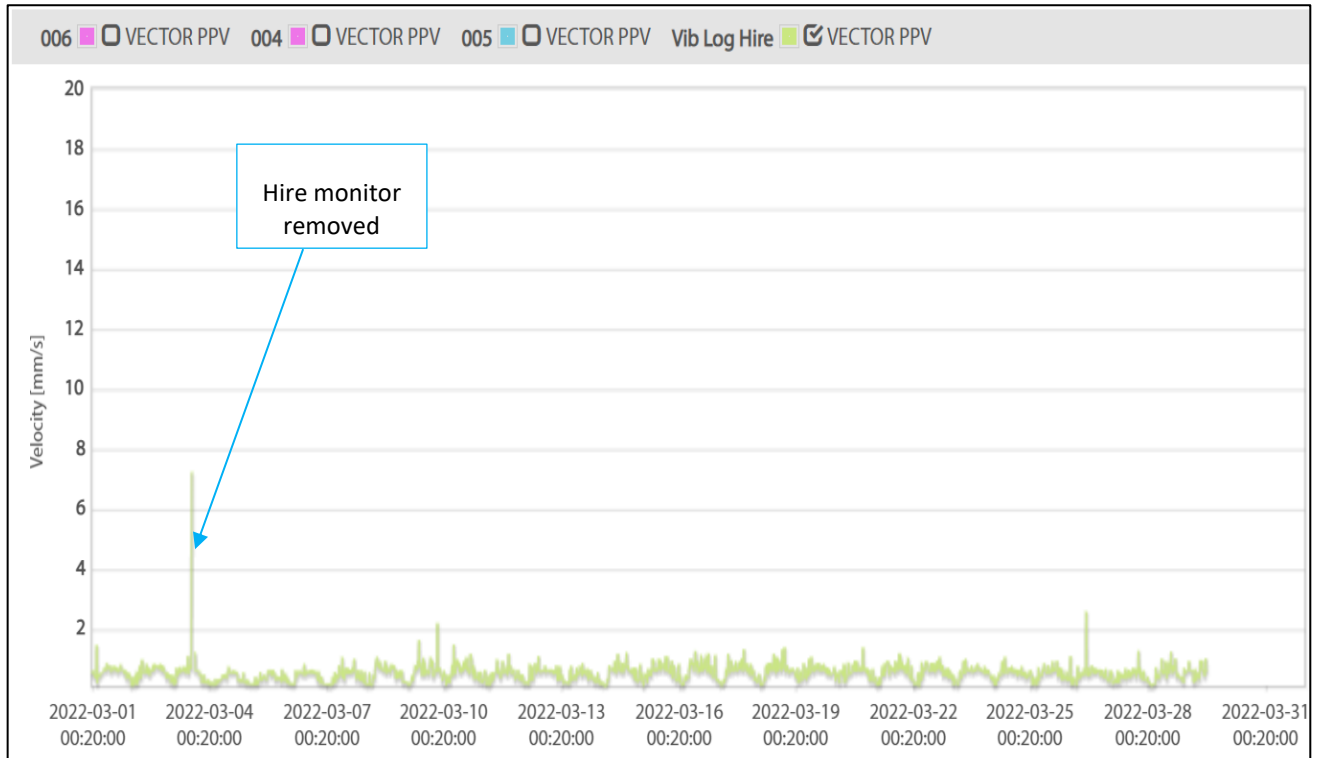


Figure 4. Vibration data at location 006 | Mate and Matt's | 1 – 03 March 2022

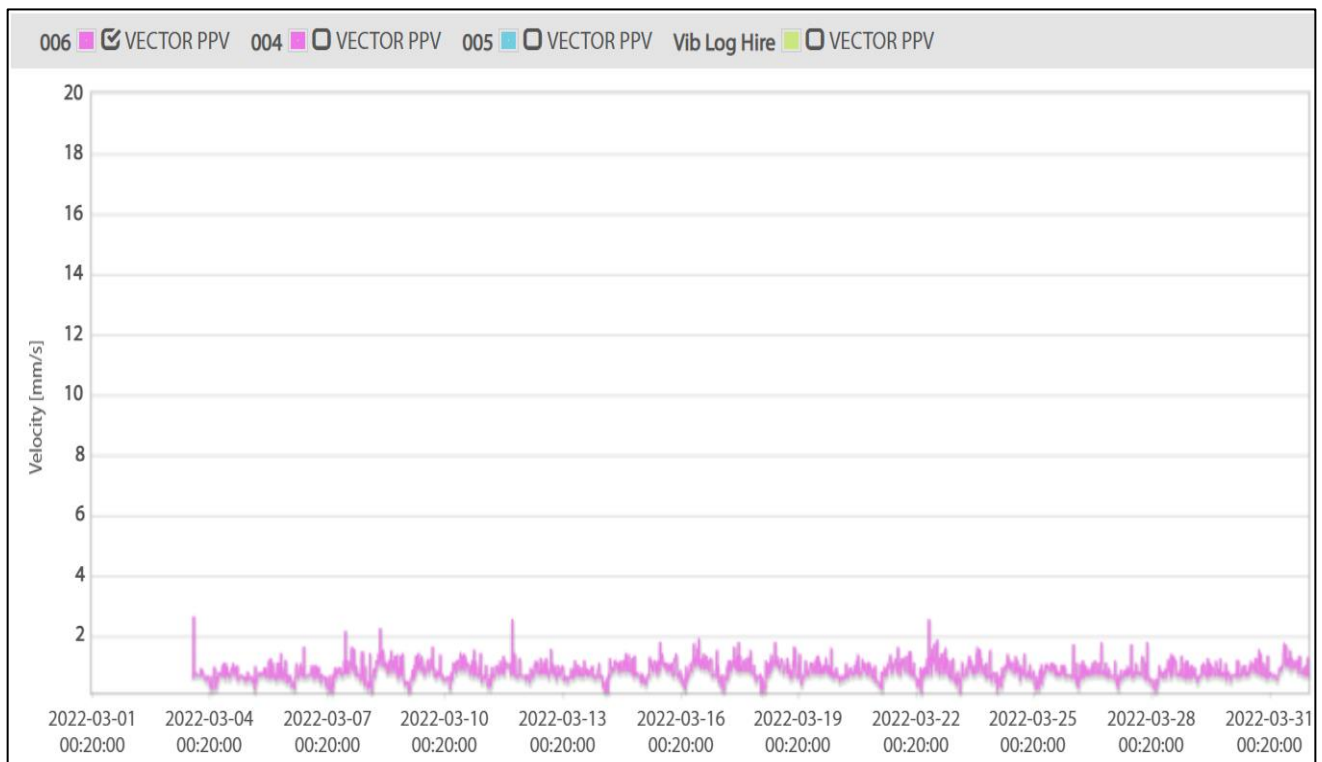


Figure 5. Vibration data at location 006 | Mate and Matt's | 3 - 31 March 2022

3 Discussion

During the monitoring period (March 2022) no exceedance of DIN 4150 Line 1 or Line 2 PPV guideline values was observed. The results presented in Figures 1 – 5 do not include a distance correction.

4 Conclusion

Results from vibration monitoring undertaken during the monitoring period [March 2022] were **below** the threshold used to assess the effects of short-term vibration on structures according to DIN 4150-3 and DIN4150-1. Therefore, the Site works had no impact on any surrounding priorities.

5 References

- Assessing Vibration: A Technical Guideline (February 2006), Department of Environment and Conservation (DEC).
- Construction Noise and Vibration Strategy (April 2019) Published by Transport for New South Wales (TfNSW).
- Development Consent SSD-10353, Department of Planning, Industry and Environment – Tweed Valley Hospital Stage 2 – 12 July 2020 (approval).
- German Standard DIN 4150-1:2001 Structural vibration – Part 1: Predicting Vibration parameters.
- German Standard DIN 4150-3:2016 Vibrations in buildings – Part 3: Effects on structures.
- Tweed Valley Hospital Management Plan – Noise and Vibration, Lendlease Building Pty Ltd, 11 June 2019.
- Tweed Valley Hospital – Noise and Vibration Impact Assessment for State Significant Development (SSD), SVM-2370, Revision: Issue 2, 17 October 2018 – Acoustic Studio.

Appendix I – Aerial Photograph



Aerial photograph of the Tweed Valley Hospital Project at Cudgen, NSW (as of 15th November 2021).

Appendix II – Monitoring Locations



Photograph 1 Representative photograph of monitoring location 004 – TAFE East, as observed 03/03/2022



Photograph 2 Representative photograph of monitoring location 005 – TAFE West, as observed 15/03/2022



Photograph 3 Representative photograph of monitoring location 006 – Mate and Matts, as observed 03/03/2022

Appendix III – ADE Site Visit Summary

Date of site visit	Time of site visit
03/03/2022	1315 – 1600 AEDT
15/03/2022	1200 – 1415 AEDT
29/03/2022	1100 – 1500 AEDT



Further details regarding ADE's services are available via

✉ info@ade.group 🌐 www.ade.group

ADE Consulting Group Pty Ltd

Sydney

Unit 6/7 Millennium Court,
Silverwater, NSW 2128 Australia

Newcastle

Unit 9/103 Glenwood Drive,
Thornton, NSW 2322 Australia

ADE Consulting Group (QLD) Pty Ltd

Brisbane

Unit 10/53 Metroplex Avenue,
Murarrie, QLD 4172 Australia

ADE Consulting Group (VIC) Pty Ltd

Melbourne

Unit 4/95 Salmon Street
Port Melbourne, VIC 3207 Australia