

Environmental Dust Assessment Report (March 2022)

Tweed Valley Hospital Project, Cudgen NSW

Prepared for: Lendlease Building Pty Ltd

A101021.0286.00 | EDM32.Rev0 | Date: 19/04/2022



ADE
CONSULTING
GROUP

Document Information

Report Title: Environmental Dust Assessment Report
Prepared for: Lendlease Building Pty Ltd
Project Address: 771 Cudgen Road, Cudgen NSW
File Reference: A101021.0286.00
Report Reference: EDM32.Rev0
Date: 19/04/2022

Document Control

Version	Date	Author	Revision description	Reviewer
RevA	14/04/2022	[REDACTED]	Draft for internal review	[REDACTED]
Rev0	19/04/2022	[REDACTED]	Final for issue	[REDACTED]

For and on behalf of
ADE Consulting Group Pty Ltd

Prepared & Issued by:

[REDACTED]

[REDACTED]
Environmental Consultant
B. Sci. (Env.)

Reviewed by:

[REDACTED]

[REDACTED]
Project Manager
BSc Hons. (Env. Sci.)

CONTENTS

1	Introduction	4
1.1	Background	4
1.2	Scope of Work.....	4
1.3	Whole Report.....	5
1.4	Previous Report.....	5
1.5	Monitoring Locations	5
1.6	Exposure Limits	5
1.7	Missing Data.....	5
1.8	Bureau of Meteorology (BOM) Climate Data.....	6
2	Sampling Methodology	7
2.1	Air Monitoring Samples	7
2.2	Controls.....	7
3	Data	9
4	Conclusion & Recommendations	11
5	Limitations	12
6	References	13
	Appendix I – Aerial Photograph	14
	Appendix II – Monitoring Locations	15
	Appendix III – ADE Site Visit Summary	19

Executive Summary

ADE Consulting Group Pty Ltd (ADE) was commissioned by Lendlease Building (Lendlease) to measure the levels of dust within the Tweed Valley Hospital Project, located at 771 Cudgen Road, Cudgen NSW hereafter referred to as 'the Site'. At the time of the dust monitoring, Lendlease is continuing superstructure works on site which includes the construction of columns and suspended slabs. CD Civil has begun works on Cudgen Road which includes construction of permanent footpaths, road construction and widening. All three (3) monitors have been relocated to the southern side of Cudgen Road to ensure the road constructions works are compliant with the Tweed Valley Hospital Management Plan – Air Quality.

The Dust Assessment consisted of real time data observation and discussion to achieve the following:

- Compliance with Tweed Valley Hospital Management Plan – Air Quality;
- Avoid excessive dust generation through site planning and the adoption of appropriate work methods and practices; and
- Prevent or minimise to the greatest extent, the impact of construction dust on neighbours and to establish and maintain positive relationships with project stakeholders.

The outcome of the dust assessment did not identify any health exposures presenting an immediate danger to life, health, or environment. The report details the outcome of the real time dust assessment conducted by ADE throughout the month of **March 2022**.

Results from dust monitoring undertaken during the monitoring period of **March 2022** were **below** 0.5 mg/m³, and as such dust concentrations across all monitoring locations remained below the action limit of 2.5 mg/m³. No exceedances occurred throughout the month of **March 2022**.

Works were only conducted between 6am and 6pm, Monday – Friday for the month of **March 2022**.

1 Introduction

1.1 Background

ADE was commissioned by Lendlease to measure the levels of dust within the Site. At the time of the dust monitoring, Lendlease is continuing superstructure works on site which includes the construction of columns and suspended slabs. CD Civil has begun works on Cudgen Road which includes construction of permanent footpaths, road construction and widening. All three (3) monitors have been relocated to the southern side of Cudgen Road to ensure the road constructions works are compliant with the Tweed Valley Hospital Management Plan – Air Quality.

Real time dust monitoring was carried out to determine and quantify the levels of dust created during the days in which the contractors/employees are undertaking construction works.

Table 1. Summary of Site Information.

Site Details	
Client Name:	Lendlease
ADE Project Number:	A101021.0286.00
Site Address:	771 Cudgen Road, Cudgen NSW
Monitoring Time and Dates:	March 2022 (continuous): <ul style="list-style-type: none"> ▪ Day shift from 6.00am to 5.59pm ▪ Night Shift from 6.00pm to 5.59am
Date of Report:	19/04/2022
Monitoring Parameters:	<ul style="list-style-type: none"> ▪ Particulate Matter <10 micrometres (PM10); and ▪ Data recording frequency: 1 minute.
Exposure Standard:	Australian Institute of Occupational Hygienists (AIOH) recommendation for PM10 Dust 5 mg/m³ (expressed as 8-hour time weighted average)

1.2 Scope of Work

The scope of work involved the following:

- Completion of a Safety, Health & Environment Work Method Statement prior to undertaking any works;
- Real time continuous monitoring of PM10 in three (3) locations along the Southern boundary of Cudgen Road; and
- Preparation of an Environmental Dust Assessment Report outlining the site data, conclusions and recommendations.

1.3 Whole Report

No one section or part of a section, of this report should be taken as giving an overall idea of this report. Each section must be read in conjunction with the whole of this report, including its appendices and attachments.

1.4 Previous Report

Refer to the previous report (A101021.0286.00 / EDM31 / Rev0) for details from earlier monitoring periods.

1.5 Monitoring Locations

The Site is located at 771 Cudgen Road, bounded by Tweed Coast Road to the West, Turnock Street to the East and Cudgen Road to the South at Cudgen, NSW (refer to *Appendix I – Aerial Photograph*). The DustTrak monitoring locations are indicated by the blue dots (refer to *Appendix II – Monitoring Locations*).

Dust levels are recorded at these locations to determine the dust levels at the Southern boundary of the project during the construction phase. This is to ensure the nearby sensitive receivers listed in the Tweed Valley Hospital Management Plan – Air Quality remain undisturbed (refer to *Appendix II – Monitoring Locations*). Dust monitoring location 001 was installed on the 2 August 2019. Dust monitoring locations 002 and 003 were installed on 31 July 2019. On 11 January 2022 monitor 001 was moved to location 006, monitor 002 was moved to location 005 and monitor 003 was moved to location 004 (refer to *Appendix I – Aerial Photograph*). The monitors were relocated due to scheduled road upgrade works, being undertaken by CD Civil along Cudgen Road. The monitoring locations were moved to the boundary of the nearest sensitive receivers to ensure the roadworks are compliant with the Tweed Valley Hospital Management Plan – Air Quality.

Dust monitors at locations 004, 005 and 006 remain operational 24 hours a day (refer to *Appendix I – Aerial Photograph*).

1.6 Exposure Limits

ADE has adopted the recommended exposure standard for PM₁₀ as 5 mg/m³ (8-hour time weighted average) as per the recommendation of the Australian Institute of Occupational Hygienists (AIOH) for works on-site. If this standard is exceeded works are to cease immediately. A review of controls and relevant practices will be undertaken as listed in the Tweed Valley Hospital Management Plan – Air Quality. An action limit of 2.5 mg/m³ (8-hour time weighted average) has been implemented to minimize the likelihood of an exceedance.

1.7 Missing Data

1.7.1 Monitoring Location 005

Dust monitor 005 was noted to be offline during the daily checks on 11 March 2022. ADE attended site to check power connections and optimise the angle of the solar panels on 15 March 2022. The issue was resolved on site on the same day.

1.8 Bureau of Meteorology (BOM) Climate Data

A summary of climate data from the Coolangatta weather station has been included in **Table 2** below.

Table 2. Summary of March 2022 Climate Data at Coolangatta, QLD.

Date	Wind Direction	Highest Wind Gusts (Km/H)	Time of Maximum Wind Gust	Minimum Temperature (°C)	Maximum Temperature (°C)	Rain (Mm)
1	SSE	46	11:39	22.0	27.2	78.4
2	ESE	31	16:05	20.9	29.0	0.4
3	NNW	35	12:36	20.8	27.4	5.0
4	SE	31	12:43	20.8	27.6	0.6
5	NNE	26	11:44	19.8	28.3	2.8
6	NNE	37	12:32	22.4	29.8	0
7	N	35	15:58	21.5	29.4	17.8
8	NW	37	13:09	21.8	32.5	0.2
9	SSE	54	18:50	24.3	33.6	0
10	SSE	43	11:10	22.2	27	1.8
11	S	33	08:27	20.1	24	3.4
12	SE	41	12:55	19.3	27.2	3.2
13	SSE	41	12:33	19	26.8	0.8
14	SSE	41	16:20	18.9	26.9	3
15	SSE	50	13:38	19.2	27.5	0.2
16	SSE	39	13:22	19.9	28.1	0.2
17	SE	43	14:34	20.9	28.3	0
18	SE	43	14:16	20.3	27.6	9.6
19	SE	44	14:55	19.8	28	0
20	SE	37	16:05	19.2	27.8	3.4
21	S	43	13:33	18.4	28.1	0
22	ESE	35	13:20	17.2	28.1	0
23	NNE	37	13:11	17.6	29	0
24	NE	30	14:08	20.5	29.4	0
25	S	39	14:26	19.9	28.4	1.4
26	SSW	39	16:05	19.5	27.2	11.8
27	SE	26	08:25	19.7	27.6	2.2
28	E	57	23:45	20.6	21.7	26.2
29	ESE	57	00:11	18.7	23.5	241
30	SW	72	13:20	19.6	25.4	30.8
31	SSW	54	08:20	19.7	27.5	3

Notes to Table 2

ND – No Data provided by BOM.

2 Sampling Methodology

2.1 Air Monitoring Samples

The implementation of continuous dust monitoring using a light scattering instrument (Dust Trak™ DRX Aerosol Monitor) as a supplemented analysis technique for dust deposition and directional dust analysis techniques. This supplemental technique is used as a guide and first response to allow change to dust control measures to be implemented to avoid exceedances within deposition and directional dust analysis techniques.

2.2 Controls

As per Lendlease's Tweed Valley Hospital Management Plan – Air Quality:

Works must be undertaken in accordance with the Lendlease GMRs, the Project EHS Plan, this Sub Plan and the Lendlease Building WDC. These documents detail Lendlease's approach and commitment to pro-active and responsible site management.

Site specific controls, monitoring, reporting and performance measures have been identified in this Sub Plan to prevent or minimise the impacts of construction related air emissions on the environment and community. These may include but are not limited to:

- *Clear definition of trafficable and material storage areas to prevent unnecessary vehicle movement into other areas;*
- *Use of water cart to dampen work areas and exposed soils to prevent the emission of excessive dust;*
- *Installation of a wheel shaker grid and/or wash down facilities at the vehicle egress point;*
- *Ensuring trucks transporting materials to and from the site use covers to prevent windblown dust or spillage;*
- *Ensuring truck tailgate locking mechanisms are operational and in use;*
- *Periodic inspection of surrounding roads to ensure no construction contamination and initiation of road sweeping if required;*
- *Careful selection of materials for temporary road surfacing;*
- *Watercarts/water trucks will be in permanent use on site during excavation and civil works;*
- *Temporary stockpiles that are not required for imminent use will be stabilised with spray grass or appropriate fabric;*
- *Continuous monitoring of weather forecast to stop dust generating activities in case that high winds are expected;*
- *Before extended breaks (e.g., Easter, Christmas), areas will be treated with spray grass;*
- *Only those areas where immediate structures are to be build will be stripped. Areas will be stripped at the latest possible date to comply with the program;*
- *Construction haul roads and temporary carparking will maximise the use of permanent infrastructure. These roads/carparks will have a sacrificial seal to minimise dust generation;*
- *Subcontractors to maintain equipment / machinery to ensure exhaust emissions comply with relevant legislation and guidelines;*
- *All waste material to be sorted, collected and removed from site (for recycling where possible);*
- *If rock crushing is assessed to be safe and feasible (i.e. cost effective and meets Nosie restrictions) the following management provisions will be in place:*
- *Rock crushers will have a water attachment for dust suppression at the source. The water is sprayed at the face of the crusher before, during and after the crushing;*

- *Crushers will be located as far as practicable from Cudgen Road and immediate neighbours (i.e., on the north-west area of the site);*
- *All crushed rock suitable for re-use will be recycled on site as fill, sediment control, pavements, hardstands, construction exits and pipe bedding materials;*
- *Where possible, the oversize material from hard rock projects is also reused for vehicle entry shake downs and erosion control;*
- *Air quality monitoring is required for dust only. Given all plant and equipment will be fitted with air filter caps, analytical air quality monitoring except for asbestos works is not required;*
- *Dust screens and airlocks to be utilised with interior works;*
- *Controlling dust close to its source by installing sprays and sprinkler systems to prevent off-site migration;*
- *Maintaining the site access to prevent dust generation and tracking off-site; and*
- *No blasting will be performed as part of the proposed construction works program.*

Demolition (e.g., existing inground services), excavation and construction stage dust, odour and emission management requirements must be included in relevant specifications, contract agreements, quality assurance documents, and subcontractor work method statements.

Site inspections, monitoring and reporting will be undertaken by Lendlease and subcontractors as detailed in the Project EHS Plan and the following implementation table to ensure controls remain effective overtime.

Lendlease has established a daily check list on site to ensure all monitors are operating in the field correctly, have adequate sunlight to power the units and that they are reporting consistently. Lendlease will report any issues immediately to ADE. Furthermore, ADE will conduct daily checks via telemetry to ensure the monitors are operating and recording correctly. ADE are to advise Lendlease of any issues immediately. Monitors will not be removed unless consultation with Lendlease, TSA and HI has occurred and alternative locations are agreed upon.

3 Data

All graphs below express dust levels as an hourly average and values <0.01 will not be graphed. Figures below show monthly dust results for each of the three (3) monitoring locations.

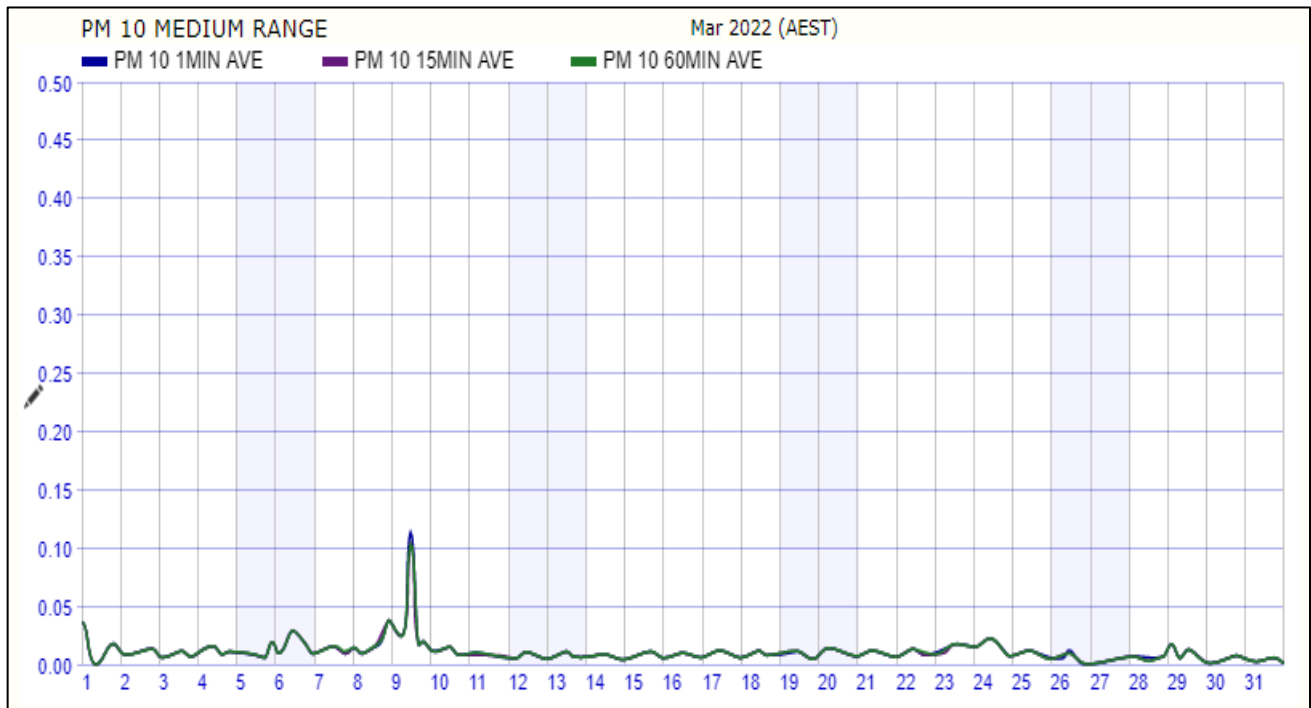


Figure 1. Summary of PM10 from the real time monitoring at location 004 – TAFE East for the month of March 2022.

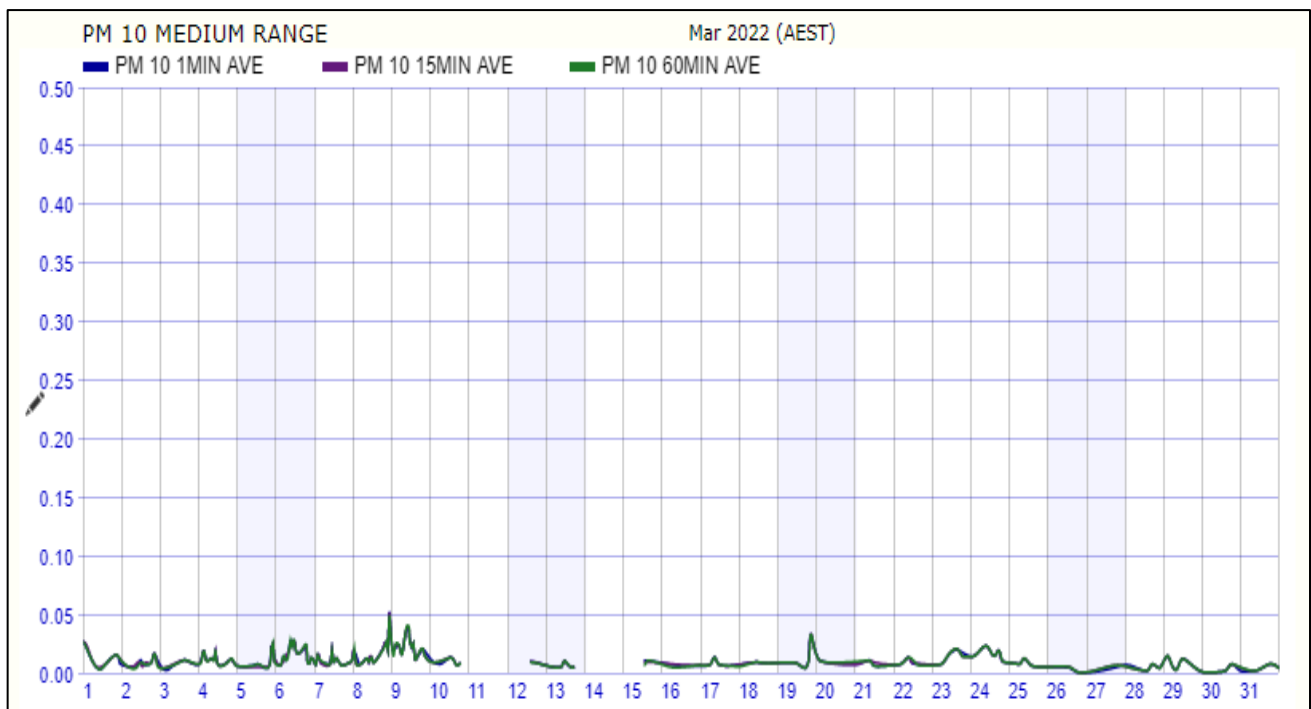


Figure 2. Summary of PM10 from the real time monitoring at location 005 – TAFE West for the month of March 2022.

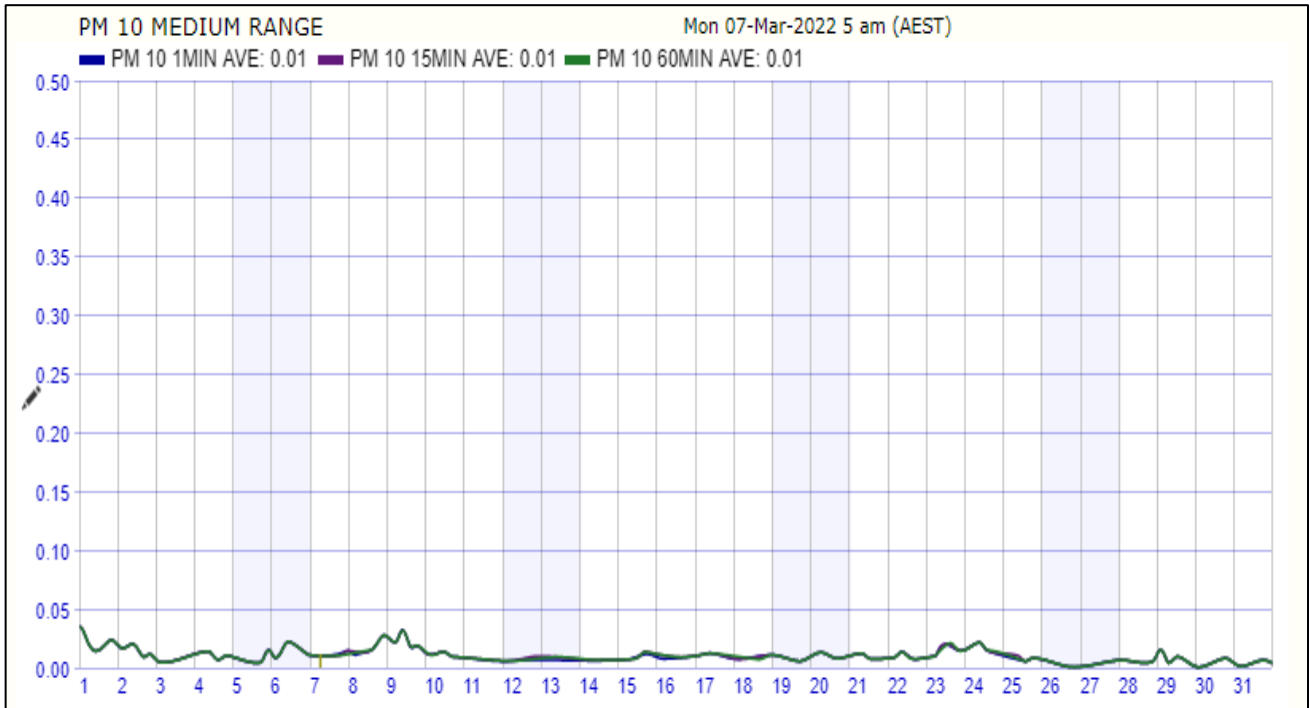


Figure 3. Summary of PM10 from the real time monitoring at location 006 – Mate and Matts for the month of March 2022.

4 Conclusion & Recommendations

All dust levels remained below 0.5 mg/m^3 during the month of March 2022 (*refer to Section 3*).

It should be noted that the DustTrak minimum concentration reading is 0.001 mg/m^3 and values of lower concentration will be recorded as zero.

Dust concentrations across all monitoring locations remained below the action limit of 2.5 mg/m^3 .

Ensure adequate dust control measures continue to be implemented as per the Tweed Valley Hospital Management Plan – Air Quality and continue monitoring of PM10 for the duration of the project. If the action limit of 2.5 mg/m^3 (8-hour time weighted average) is exceeded, cease works and review and implement additional dust prevention techniques.

To reduce the likelihood of data gaps, daily on-site visual checks are undertaken by Lendlease accompanied by daily checks of the online telemetry by ADE.

5 Limitations

This report has been prepared for use by the client who has only commissioned the works in accordance with the project brief and the report contains information provided by the client. The advice herein relates only to this project and all results, conclusions and recommendations made should be reviewed by a competent person with experience in environmental investigations, this report should not be used for any other purpose.

ADE Consulting Group Pty Ltd accepts no liability for use or interpretation by any person or body other than the client who commissioned the works. This report should not be reproduced or amended in any way without prior approval by the client or ADE and should not be relied upon by any other party, who should make their own independent enquiries.

ADE's professional opinions are based upon its professional judgment, experience, training and results from analytical data. In some cases, further testing and analysis may be required, thus producing different results and / or opinions. ADE has limited investigation to the scope agreed upon with its client.

ADE has used a degree of care and skill ordinarily exercised in similar investigations by a reputable member of the Environmental Industry within Australia. No other warranty, expressed or implied, is made or intended.

6 References

- AIOH Position Paper, Dust not otherwise specified (Dust NOS) AND Occupational Health Issues, published by the Australian Institute of Occupational Hygienists (AIOH), May 2016.
- Australian Government, Bureau of Meteorology (BOM).
- Lendlease Building Pty Ltd Tweed Valley Hospital Management Plan – Air Quality.

Appendix I – Aerial Photograph



Aerial photograph of the Tweed Valley Hospital Project at Cudgen, NSW (as of 15th November 2021).

Appendix II – Monitoring Locations



Photograph 1 Representative photograph of monitoring location 004 – TAFE East, as observed 03/03/2022



Photograph 2 Representative photograph of monitoring location 005 – TAFE West, as observed 15/03/2022



Photograph 3 Representative photograph of monitoring location 006 – Mate and Matts, as observed 03/03/2022

Appendix III – ADE Site Visit Summary

Date of site visit	Time of site visit
03/03/2022	1315 – 1600 AEDT
15/03/2022	1200 – 1415 AEDT
29/03/2022	1100 – 1500 AEDT



ADECONSULTINGGROUP
SOLUTIONS THROUGH INNOVATION

Further details regarding ADE's services are available via

✉ info@ade.group 🌐 www.ade.group

ADE Consulting Group Pty Ltd

Sydney

Unit 6/7 Millennium Court,
Silverwater, NSW 2128 Australia

Newcastle

Unit 9/103 Glenwood Drive,
Thornton, NSW 2322 Australia

ADE Consulting Group (QLD) Pty Ltd

Brisbane

Unit 10/53 Metroplex Avenue,
Murarrie, QLD 4172 Australia

ADE Consulting Group (VIC) Pty Ltd

Melbourne

Unit 4/95 Salmon Street
Port Melbourne, VIC 3207 Australia